



MAYA SPECIFICATIONS

MAYA BASE

The Maya base is made of 17" or 22" diameter base spread high grade G:20 Italian cast iron, depending on size of tabletop. Column made of 3", 14 gauge round tubular steel. Top plate is 19"x19" cast iron. The top plate, column and base are all assembled with a 1/2-13 tied rod. Base mounts to tabletop with 1/4-20 x 1" machine screws into metal inserts in top; no wood screws are used. Factory installed adjustable zinc rubber cushion steel glides are standard.

TABLE TOPS

Table top core is **CARB Compliant** 1.25" particle board. Laminate, wood veneer and phenolic backing are glued with water based adhesives.

EDGE SELECTIONS: ERG offers a wide variety of table top edge materials including PVC, wood, aluminum, resin and laminate. Refer to page 161 for Edge Group Descriptions.

OPTIONS

- **METALLIC CHROME BASE** - Code: MC Add the following to list by base:
CAFE HT; 22-X, 26-X, 32-X, 38-X: \$70
BAR HT; 22-XHI, 26-XHI: \$95
- **TWO-TONE BASE** - Code: 2TB Add \$110 list per table (for table column and footing in 2 different colors)

ORDERING INFORMATION

- | | |
|----------------------|------------------------------|
| 1) Series Name | 6) Laminate Selection & No. |
| 2) Model Number | 7) Edge Style Code and Color |
| 3) Size | 8) Wood Species |
| 4) Quantity | 9) Wood Stain Color |
| 5) Epoxy Frame Color | 10) Options |

FINISHES | EDGES

TABLE BASES AND LEGS: finished in your choice of 24 standard epoxy powder coat colors. Finishes listed at beginning of price list. For colors refer to "Color Selections" brochure. For actual color samples, please call Customer Service.

LAMINATE SELECTIONS: ERG offers over 1000 standard laminate choices from Nevamar, Wilsonart, Formica and Pionite.

VENEER SELECTIONS: ERG offers 3 species of wood veneer; Maple, Cherry and Oak in 16 stain colors with custom stain matching.



WOOD EDGE STAIN COLORS: For colors refer to "Color Selections" brochure. For actual color samples, please call ERG Customer Service.

FOR ADDITIONAL TABLE STAIN INFORMATION AND COLORS: See specifiers at beginning of Table Section on page 160.


ERG's Signature Features:

- ERG makes the strongest and most eco friendly tables
- Base is sandblasted prior to paint for best adherence of paint to metal
- Metal inserts are used on all tops for best metal to metal connection
- ERG International is a member of U.S. Green Building Council (USGBC)
- ERG uses only water based stains, lacquers, glues and adhesives
- ERG complies with CARB (California Air Resource Board) see page 159.


MAYA | CAFE | ROUND

	Model Number	Table Top Size	Shpg. Wght.	Base Spread	LAMINATE TOP ASSORTED EDGES							VENEER TOP		LAMINATE TOP RESIN EDGE		
					GRP 1	GRP 2	GRP 3	GRP 4	GRP 5	GRP 6	GRP 7	GRP 8	GRP 9	GRP10	GRP11	GRP12
 ROUND 	MA24D	24" Dia.	68	1-17"	622	642	702	782	972	1022	1122	1955	2671	1345	1834	2440
	MA30D	30" Dia.	78	1-17"	663	688	761	859	1092	1154	1276	2149	2889	1381	1868	2473
	MA36D	36" Dia.	118	1-22"	861	890	979	1098	1381	1455	1604	2746	3721	1724	2373	3174
	MA42D	42" Dia.	132	1-22"	937	971	1076	1214	1544	1631	1805	3036	4081	1826	2507	3348
	MA48D	48" Dia.	149	1-22"	1046	1087	1211	1376	1768	1871	2077	3440	4589	1980	2712	3617

MAYA | CAFE | SQUARE


	Model Number	Table Top Size	Shpg. Wght.	Base Spread	LAMINATE TOP ASSORTED EDGES							VENEER TOP		LAMINATE TOP RESIN EDGE		
					GRP 1	GRP 2	GRP 3	GRP 4	GRP 5	GRP 6	GRP 7	GRP 8	GRP 9	GRP10	GRP11	GRP12
 SQUARE	MA24S	24" Sq.	72	1-17"	622	642	702	782	972	1022	1122	1955	2671	1345	1834	2440
	MA2430S	24x30 Sq.	82	1-17"	639	661	725	812	1018	1072	1180	2030	2757	1361	1852	2459
	MA30S	30" Sq.	90	1-17"	663	688	761	859	1092	1154	1276	2149	2889	1381	1868	2473
	MA36S	36" Sq.	128	1-22"	887	917	1006	1125	1407	1482	1630	2812	3823	1777	2455	3290
	MA42S	42" Sq.	140	1-22"	954	990	1097	1239	1577	1666	1844	3098	4161	1853	2544	3397

MAYA | CAFE | RECTANGLE

	Model Number	Table Top Size	Shpg. Wght.	Base Spread	LAMINATE TOP ASSORTED EDGES							VENEER TOP		LAMINATE TOP RESIN EDGE		
					GRP 1	GRP 2	GRP 3	GRP 4	GRP 5	GRP 6	GRP 7	GRP 8	GRP 9	GRP10	GRP11	GRP12
 RECTANGLE	MA2448	24x48 Sq.	80	2-17"	1217	1252	1358	1500	1836	1925	2102	3750	5175	2379	3360	4559
	MA2460	24x60 Sq.	90	2-17"	1268	1309	1431	1593	1979	2080	2283	3983	5442	2431	3415	4618
	MA3048	30x48 Sq.	95	2-17"	1223	1262	1381	1539	1915	2014	2211	3848	5252	2350	3295	4451
	MA3060	30x60 Sq.	95	2-17"	1350	1395	1532	1715	2149	2263	2491	4287	5824	2543	3563	4813

Note: When optional base finish is required, please multiply upcharge by 2 for tables supported with an extra base.

MAYA | CAFE - HI-BOY

	Model Number	Table Top Size	Shpg. Wght.	Base Spread	LAMINATE TOP ASSORTED EDGES							VENEER TOP		LAMINATE TOP RESIN EDGE		
					GRP 1	GRP 2	GRP 3	GRP 4	GRP 5	GRP 6	GRP 7	GRP 8	GRP 9	GRP10	GRP11	GRP12
 ROUND	MAH24D	24" Dia.	95	1-22"	772	792	852	932	1121	1171	1271	2329	3250	1644	2298	3100
	MAH30D	30" Dia.	105	1-22"	830	855	929	1027	1260	1321	1444	2567	3537	1716	2387	3210
	MAH36D	36" Dia.	115	1-22"	997	1027	1116	1235	1517	1592	1740	3087	4250	1997	2796	3775
	MAH36S	36" Sq.	125	1-22"	1028	1057	1147	1266	1548	1622	1771	3164	3469	2058	2891	3911