



OPTIONAL GAME TOP



PERLA SPECIFICATIONS

PERLA BASE

The Perla base is made of 17", 22" or 28" diameter base spread cast iron, depending on size of tabletop. Column made of 3", 14 gauge round tubular steel. A 1/4" thick stamped plate is 1/2-13 threaded and welded to the interior bottom portion of the 3" column. Top plate is 8"x8", 11"x11", or 24"x24" stamped steel, depending on size of tabletop. The top plate is completely welded to the 3" column. Perla disc base is field assembled to column with a 1/2-13 x 4" bolt from bottom of base into the welded plate in column for maximum strength, no tie-rod assembly. Base mounts to tabletop with 1/4-20 x 1" machine screws into metal inserts in top; no wood screws are used. Factory installed adjustable zinc rubber cushion steel glides are standard.

TABLE TOPS

Table top core is **CARB Compliant** 1.25" particle board. Laminate, wood veneer and phenolic backing are glued with water based adhesives.

EDGE SELECTIONS: ERG offers a wide variety of table top edge materials including PVC, wood, aluminum, resin and laminate. Refer to page 161 for Edge Group Descriptions.

OPTIONS

- **POLISHED CHROME BASE** - Code: PC Add the following to list by base:
17" \$80 22": \$95 28": \$180 22HI \$125 28HI: \$210
Metallic Chrome Base - Code: MC Add to list - Cafe \$70, Bar \$95
- **PAINTED FOOTRING:** Add \$68 to table price
- **POLISHED CHROME FOOTRING:** Add \$88 to table price
- **TWO-TONE BASE** - Code: 2TB Add \$110 list per table (for table column and footing in 2 different colors)
- **GAME TOP** - Code: GT 36" Game Top add \$325 to table price

ORDERING INFORMATION

- | | |
|----------------------|------------------------------|
| 1) Series Name | 6) Laminate Selection & No. |
| 2) Model Number | 7) Edge Style Code and Color |
| 3) Size | 8) Wood Species |
| 4) Quantity | 9) Wood Stain Color |
| 5) Epoxy Frame Color | 10) Options |
- (Hammertone textured recommended)

FINISHES | EDGES

TABLE BASES AND LEGS: finished in your choice of 24 standard epoxy powder coat colors. Finishes listed at beginning of price list. For colors refer to "Color Selections" brochure. For actual color samples, please call Customer Service.

LAMINATE SELECTIONS: ERG offers over 1000 standard laminate choices from Nevamar, Wilsonart, Formica and Pionite.

VENEER SELECTIONS: ERG offers 3 species of wood veneer; Maple, Cherry and Oak in 16 stain colors with custom stain matching.



WOOD EDGE STAIN COLORS: For colors refer to "Color Selections" brochure. For actual color samples, please call ERG Customer Service.

FOR ADDITIONAL TABLE STAIN INFORMATION AND COLORS:
See specifiers at beginning of Table Section on page 160.


ERG's Signature Features:

- ERG makes the strongest and most eco friendly tables
- Base is completely welded, no tie rod is used, no base assembly required
- Base is sandblasted prior to paint for best adherence of paint to metal
- Metal inserts are used on all tops for best metal to metal connection
- ERG International is a member of U.S. Green Building Council (USGBC)
- ERG uses only water based stains, lacquers, glues and adhesives
- ERG complies with CARB (California Air Resource Board) see page 159.


PERLA | CAFE | ROUND

	Model Number	Table Top Size	Shpg. Wght.	Base Spread	LAMINATE TOP ASSORTED EDGES							VENEER TOP		LAMINATE TOP RESIN EDGE		
					GRP 1	GRP 2	GRP 3	GRP 4	GRP 5	GRP 6	GRP 7	GRP 8	GRP 9	GRP10	GRP11	GRP12
 ROUND 	PRL24D	24" Dia.	73	17"	440	460	520	600	790	840	940	1501	1966	981	1271	1638
	PRL30D	30" Dia.	83	22"	495	519	593	691	924	985	1108	1728	2236	1044	1346	1730
	PRL36D	36" Dia.	111	22"	608	638	727	846	1128	1203	1351	2115	2743	1219	1590	2060
	PRL42D	42" Dia.	165	28"	701	736	840	979	1309	1395	1569	2447	3168	1355	1777	2308
	PRL48D	48" Dia.	182	28"	766	808	931	1096	1488	1591	1797	2740	3506	1420	1845	2384

PERLA | CAFE | SQUARE



	Model Number	Table Top Size	Shpg. Wght.	Base Spread	LAMINATE TOP ASSORTED EDGES							VENEER TOP		LAMINATE TOP RESIN EDGE		
					GRP 1	GRP 2	GRP 3	GRP 4	GRP 5	GRP 6	GRP 7	GRP 8	GRP 9	GRP10	GRP11	GRP12
 SQUARE	PRL24S	24" Sq.	73	17"	443	463	523	602	792	842	942	1506	1975	985	1278	1648
	PRL2430S	24x30 Sq.	78	17"	459	481	546	632	838	892	1000	1581	2061	1002	1295	1667
	PRL30S	30" Sq.	98	22"	495	519	593	691	924	985	1108	1728	2236	1044	1346	1730
	PRL36S	36" Sq.	111	22"	637	666	756	874	1157	1231	1380	2186	2853	1276	1679	2186
	PRL42S	42" Sq.	165	28"	719	754	861	1003	1342	1431	1609	2509	3248	1381	1813	2357
	PRL42S	48" Sq.	165	28"	1039	1088	1235	1430	1894	2017	2261	3575	4662	1890	2535	3339

PERLA | CAFE | RECTANGLE

	Model Number	Table Top Size	Shpg. Wght.	Base Spread	LAMINATE TOP ASSORTED EDGES							VENEER TOP		LAMINATE TOP RESIN EDGE		
					GRP 1	GRP 2	GRP 3	GRP 4	GRP 5	GRP 6	GRP 7	GRP 8	GRP 9	GRP10	GRP11	GRP12
 RECTANGLE	PRL2448	24x48 Sq.	80	2-17"	831	852	936	989	1147	1278	1436	2485	3102	1698	2351	3154
	PRL2460	24x60 Sq.	90	2-17"	862	886	980	1039	1216	1363	1540	2612	3232	1730	2384	3190
	PRL3048	30x48 Sq.	95	1-28"	860	883	976	1035	1210	1356	1531	2602	3221	1727	2381	3187
	PRL3060	30x60 Sq.	95	2-22"	906	934	1042	1110	1313	1482	1686	2791	3415	1774	2430	3241

Note: When optional base finish is required, please multiply upcharge by 2 for tables supported with an extra base.

PERLA | CAFE - HI-BOY

	Model Number	Table Top Size	Shpg. Wght.	Base Spread	LAMINATE TOP ASSORTED EDGES							VENEER TOP		LAMINATE TOP RESIN EDGE		
					GRP 1	GRP 2	GRP 3	GRP 4	GRP 5	GRP 6	GRP 7	GRP 8	GRP 9	GRP10	GRP11	GRP12
 ROUND	PRLH24D	24" Dia.	99	22"	594	614	674	754	944	994	1094	1886	2563	1289	1748	2318
	PRLH30D	30" Dia.	109	22"	653	676	751	849	1082	1144	1266	2124	2850	1361	1837	2429
 SQUARE	PRLH36D	36" Dia.	140	28"	766	798	885	1004	1287	1361	1510	2511	3356	1536	2081	2759
	PRLH36S	36" Sq.	109	28"	777	807	896	1015	1298	1372	1521	2538	3399	1558	2116	2807