





**ORDER INFORMATION**

- 1) Series Name
- 2) Model Number
- 3) Quantity
- 4) Laminate Name and Number
- 5) Edge Style Selection and Color
- 6) Epoxy Frame Color
- 7) Optional Contrasting Foot Color
- 8) Optional Display Shelf Laminate Name and Number




**TABLE SPECIFICATIONS**

- Laminate table tops are 1.25" overall thickness finished with high pressure laminate. Laminate Selections: ERG offers over 1000 standard laminate choices from Nevamar, Wilsonart, Formica and Pionite.
- For table edge, choose from Laminate Self Edge, 3mm PVC, or 3mm Woodtone PVC in one of three colors: Amber Maple, Wild Cherry or Crown Cherry.
- Table legs are made of 14 gauge 1.25" round steel tubing. Cross members are 1.5" x 0.625" (5/8) rectangular hollow steel. Frame is hand brazed welds, ground smooth and sandblasted. Footings are made of solid machined aluminum.
- Table frames are sandblasted and finished in one of 24 standard epoxy powder coat colors.
- Table footings can be finished in one of five contrasting colors by choosing contrasting footing option. (See colors on opposite page)
- Solid Surface Corian top tables will be quoted upon request.
- Shipped fully assembled and ready to use

**END TABLES - METAL FRAMES**

	Model No./Description	Top Style	Shpg Wght	Dimensions	Laminate Top Edge 2A, 2B or 3A
	RX11 ROXBYSquare End Table	Laminate	1/Ctn. 38 Lbs.	18 x 18 HT: 17	\$975
	RX09 ROXBYSquare End Table	Laminate	1/Ctn. 42 Lbs.	20 x 20 HT: 17	\$1012
	RX14 ROXBYSquare End Table	Laminate	1/Ctn. 45 Lbs.	24 x 24 HT: 17	\$1072
	RX12 ROXBYSquare End Table	Laminate	1/Ctn. 42 Lbs.	18 x 18 HT: 22	\$1040
	RX10 ROXBYSquare End Table	Laminate	1/Ctn. 45 Lbs.	20 x 20 HT: 22	\$1065
	RX15 ROXBYSquare End Table	Laminate	1/Ctn. 55 Lbs.	24 x 24 HT: 22	\$1098
	RX13 ROXBYSquare End Table	Laminate	1/Ctn. 45 Lbs.	DIA: 24 HT: 17	\$1058
	RX15 ROXBYSquare End Table	Laminate	1/Ctn. 45 Lbs.	24 x 24 x 4 HT: 17	\$1158
	RX896 ROXBYSquare End Table	Laminate	1/Ctn. 45 Lbs.	22 x 24 HT: 17	\$1196

**LAMINATE TOP EDGES**

-  2-A Self Edge
-  2-B 3MM PVC
-  3-A 3MM Woodtone



*Laminate top with three edge choices, metal powder coated frame. Designed to coordinate with Roxby Modular Lounge, Sofas and Armchairs*

**OPTIONS**

**Contrasting Colored Footing Option**

Code: RCF add \$68 per (set of 4) to list price

Note: Color must be different than leg finish, please choose from the following 5 colors:

- Brushed Aluminum
- Black Textured
- Taupe
- Hammertone Grey
- Charcoal Textured

**Custom Sizes:** ERG will make custom sizes for the Roxby Series Occasional Tables, please call Customer Service with specifications.

**Optional Display Shelves with laminate self edge**

are available only where indicated:

Shelf for Display Table Code: SH1 - add \$245 list to unit price




Shelf for Console Table Code: SH2 - add \$385 list to unit price

**Optional Special Table Height**


Code: STH3 add \$100 list per unit (Maximum height of 29" on most models - call Customer Service for tables higher than 29").

**Optional Black 3" Locking Casters** Code: 4CAS add \$95 per set of 4 (factory installed)

**COFFEE TABLES - METAL FRAMES**

	Description	Model No.	Top Style	Shpg Wght	Dimensions	Laminate Top Edge 2A, 2B or 3A
	RX20L ROXBY Square Coffee Table		Laminate	1/Ctn. 47 Lbs.	28 x 28 HT: 17	\$1187
	RX19L ROXBY Round Coffee Table		Laminate	1/Ctn. 50 Lbs.	DIA: 28 HT: 17	\$1076
	RX21L ROXBY Rectangle Coffee Table		Laminate	1/Ctn. 55 Lbs.	20 x 48 HT: 17	\$1525
20" and 24" widths	RX22L ROXBY Rectangle Coffee Table		Laminate	1/Ctn. 55 Lbs.	24 x 48 HT: 17	\$1492
	RX897L ROXBY Rectangle Bowed End Coffee Table		Laminate	1/Ctn. 55 Lbs.	22 x 48 HT: 17	\$1592

**DISPLAY TABLES - WITH SQUARE BASE**



Base remains the same for different table top widths


Display shelf optional

Model No./Description	Top Style	Shpg Wght	Dimensions	Laminate Top Edge 2A, 2B or 3A
RX16L ROXBY Square Display Table	Laminate	1/Ctn. 55 Lbs.	20 x 20 HT: 29	\$1332
RX17L ROXBY Square Display Table	Laminate	1/Ctn. 60 Lbs.	24 x 24 HT: 29	\$1365
RX18L ROXBY Square Display Table - Large	Laminate	1/Ctn. 65 Lbs.	28 x 28 HT: 29	\$1398

**DISPLAY TABLE - METAL LEGS**



RX35L ROXBY Round Display Table with Two Bases	Laminate	1/Ctn. 140 Lbs.	DIA: 42 HT: 29	\$4618
RX36L ROXBY Round Display Table with Two Bases	Laminate	1/Ctn. 140 Lbs.	DIA: 48 HT: 29	\$4868
RX37L ROXBY Round Display Table with Two Bases	Laminate	1/Ctn. 148 Lbs.	DIA: 54 HT: 29	\$5250
RX38L ROXBY Round Display Table with Two Bases	Laminate	1/Ctn. 155 Lbs.	DIA: 60 HT: 29	\$5950



**CONSOLE TABLES - METAL LEGS**

	Model No./Description	Top Style	Shpg Wght	Dimensions	Laminate Top Edge 2A, 2B or 3A
 	RX27L ROXBY Rectangle Console Table	Laminate	1/Ctn. 100 Lbs.	20 x 48 HT: 29	\$1906
	RX28L ROXBY Rectangle Console Table	Laminate	1/Ctn. 105 Lbs.	24 x 48 HT: 29	\$2030
	RX29L ROXBY Rectangle Console Table	Laminate	1/Ctn. 110 Lbs.	20 x 60 HT: 29	\$2156
	RX30L ROXBY Rectangle Console Table	Laminate	1/Ctn. 110 Lbs.	24 x 60 HT: 29	\$2280
 	RX31L ROXBY Bowed Front Console Table	Laminate	1/Ctn. 110 Lbs.	21 x 48 HT: 29	\$2112
 	RX32L ROXBY Rounded Two Ends Console Table	Laminate	1/Ctn. 110 Lbs.	18 x 53 HT: 29	\$2181
 	RX33L ROXBY Constellation Console Table	Laminate	1/Ctn. 115 Lbs.	17.5 x 52.5 HT: 29	2-A Only for Constellation \$2312
 	RX34L ROXBY Half Moon Console Table	Laminate	1/Ctn. 90 Lbs.	20 x 40 HT: 29	\$2342